

AGROMETEOROLOGICAL BULLETIN

Doc No: TEA 3/3/7/2 F-004

Revision No: 1

Effective Date: 01.07.2017

Page No: 1 of 4

Approved by:

**REPORTING PERIOD:
01 – 10 NOVEMBER 2018**



ISSUE No.: 04

SEASON: 2018/19

RELEASED: 16/11/2018

CONTENTS

CONTENTS	1
HIGHLIGHTS	1
RAINFALL AND TEMPERATURES	2
RAINFALL	2
TEMPERATURES	2
MAIZE AND OTHER CROPS.....	3
MAIZE CROP STAGE AND CONDITION..	3
OTHER CROPS	3
CURRENT FARMING ACTIVITY	3
LIVESTOCK AND PASTURES	3
WATER SITUATION	3
MEDIUM-TERM OUTLOOK.....	3
RAINFALL	3
TEMPERATURE.....	3
SOIL MOISTURE	3
WIND SPEED	3

HIGHLIGHTS

- **Much improved rainfall received...**
- **Vegetation condition looking good....**
- **Most farming activity observed....**
- **Light rainfall forecasted.....**
- **Warm to hot temperatures anticipated.....**
- **Not much improvement in soil moisture expected.....**

AGROMETEOROLOGICAL BULLETIN

Doc No: TEA 3/3/7/2 F-004
 Revision No: 1
 Effective Date: 01.07.2017
 Page No: 2 of 4
 Approved by:

RAINFALL AND TEMPERATURES

RAINFALL

Some thunderstorms were observed in most parts of the country during the reporting period, resulting in improved rainfall throughout the country (**Figure 1**) and (**Map1**).

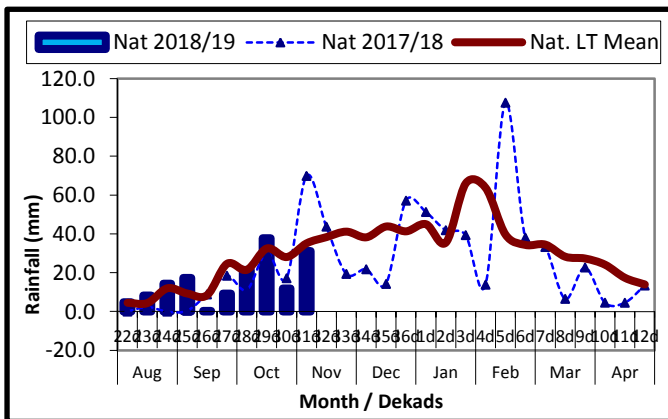
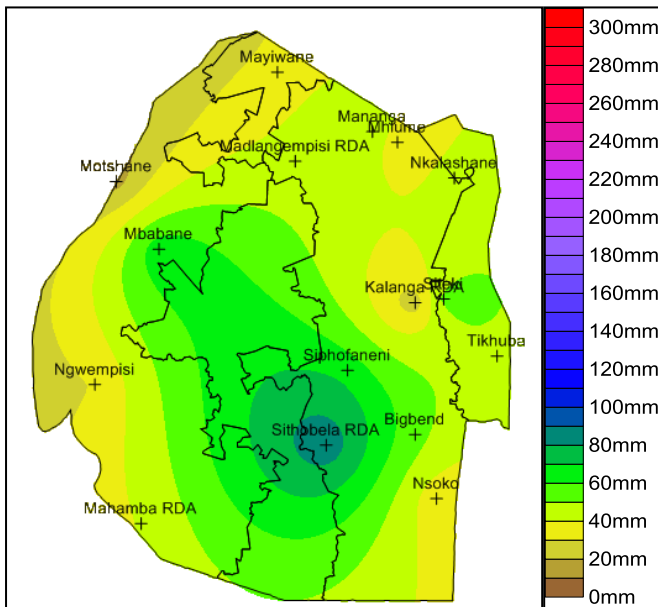


Figure 1: Rainfall distribution as first dekad of November 2018



Map 1: Spatial rainfall distribution for first dekad November 2018

The Lowveld and Lubombo Plateau recorded amounts above that of their longterm mean, while the Highveld and Middleveld remained with below average observations (**Table 1**).

Table 1: Rainfall (mm) for 1st dekad November 2018

	HV	MV	LV	LP
2017/18	104	80	49	47
Average	49	35	24	32
2018/19	22	7	48	48
Anomaly	-27	-29	24	16

TEMPERATURES

Below average temperatures were observed during the dekad, ranging between 12°C to 27°C (**Figure 2**) and (**Figure 3**).

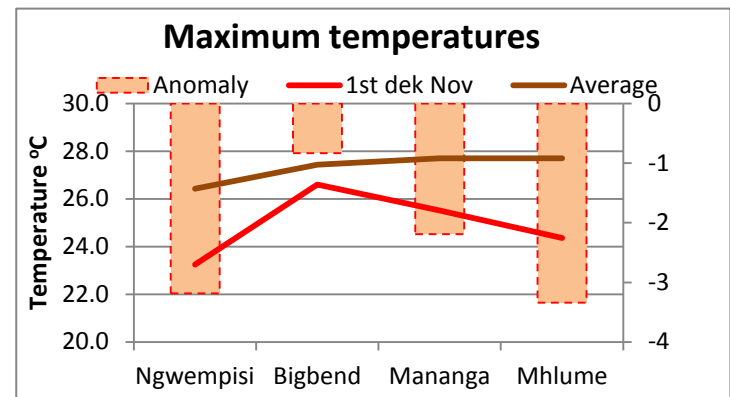


Figure 2: Minimum temperature as first dekad of November 2018

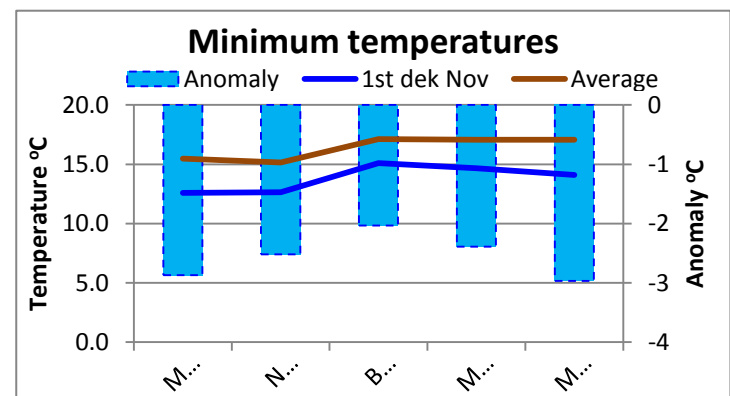


Figure 3: Maximum temperature as first dekad of November 2018

AGROMETEOROLOGICAL BULLETIN

Doc No: TEA 3/3/7/2 F-004

Revision No: 1

Effective Date: 01.07.2017

Page No: 3 of 4

Approved by:

MAIZE AND OTHER CROPS

MAIZE CROP STAGE AND CONDITION

Very few maize observed to have germinated in some parts of the Highveld. Otherwise most is still being planted.

OTHER CROPS

No other crops have been planted.

CURRENT FARMING ACTIVITY

Most farmers have commenced with land preparation and planting (**Picture 1**). Most activities were conducted during the dekad as much rainfall was received.



Picture 1: Ploughed fields at Maguga

WATER SITUATION

Water levels in major dams in the country are at satisfactory levels mostly above 60% and rivers have adequate flows.

MEDIUM-TERM OUTLOOK

RAINFALL

Not much rainfall is anticipated save for some precipitation on the 21st of November 2018 and toward the end of the outlook period in some parts. Otherwise it will be mostly dry.

TEMPERATURE

Warm to hot temperatures are expected in the outlook period.

SOIL MOISTURE

Not much improvement in soil moisture anticipated in the outlook period.

WIND SPEED

Wind will be light to moderate breeze speeds in the outlook period.

LIVESTOCK AND PASTURES

Livestock continues to be doing well in most parts of the country as vegetation continues to improve in most parts.

AGROMETEOROLOGICAL BULLETIN

Doc No: TEA 3/3/7/2 F-004

Revision No: 1

Effective Date: 01.07.2017

Page No: 4 of 4

Approved by:

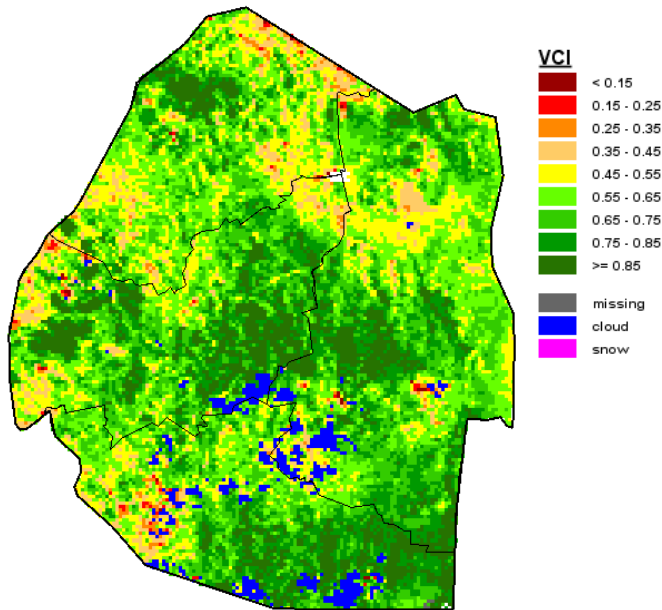


Image 1: Vegetation Condition Index image (1st Dekad November 2018) Source: FAO-GIEWS

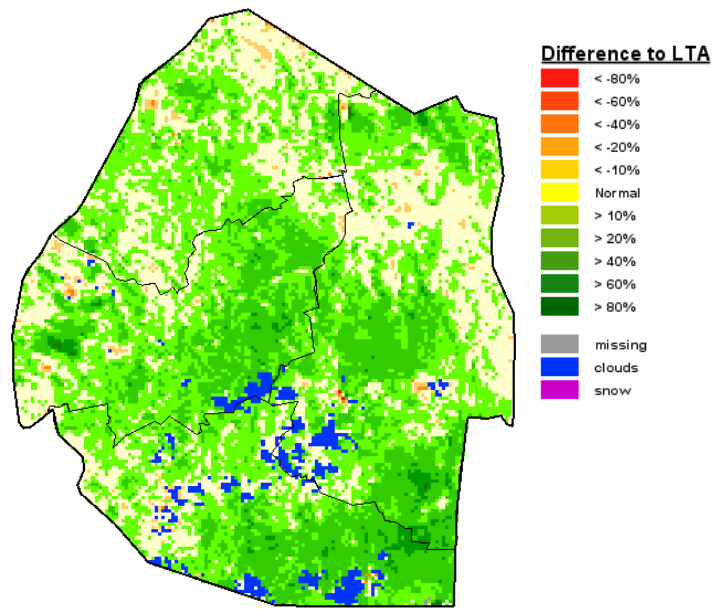


Image 2: Vegetation Anomaly image (1st Dekad November 2018) Source: FAO-GIEWS