

Situation between 27 February – 14 March 2006
Forecast until 24 March 2006

Date: 16/03/2006

Report Number: CU2006/04

Wetter and cooler than usual for most of Europe. North-eastern Europe still under frost.

OBSERVED TEMPERATURE AND RAINFALL

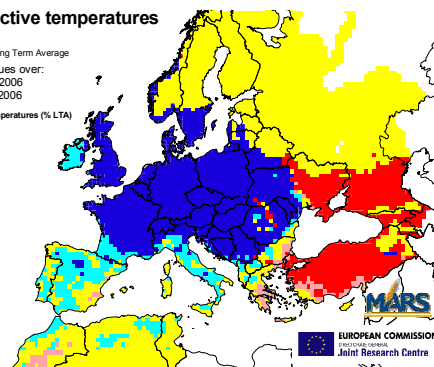
The accumulation of active temperatures (above 0°C) was **lower than usual for most of Europe**. This indicator was **above (>+25%) the long term average only around Black Sea** (especially in southern and northern areas: TR, eastern UA and Krasnodar – Rostov area of RU). Southern Greece was also warmer than usual (about 20%). Minimum temperatures below -15°C were recorded in northern DE, Scandinavian peninsula, eastern PL, Baltic States, BY and northern UA. Large agricultural areas from central Europe experienced minimum temperatures between -6° and -10°C (UK, central ES, eastern FR, DK, DE, HU, southern RO, and northern Balkans). Due to the snow layer, the estimated temperature at crown level (3 cm depth) dropped below -9°C only in DK, northern DE, central and north-eastern RO for one day. In different areas in PL, Baltic States, eastern and central UA the temperatures below -9°C lasted for 3 to 4 days. At the Balkans the maximum temperature was above the normal with about 5°C.

The **wetter** than usual period reported in the previous 'Climatic Update' (>+25%) **continued**. The cumulated precipitation exceeded 50 mm in many important agricultural areas: FR, IT, southern RO and Balkans. In these areas locally water lodging problems likely occurred. Intense precipitation (>70mm/day) occurred in southern IT. South-eastern UK, DK, Baltic region, Iberian peninsula, northern IT (except western TR) were drier than usual (>-25%).

Sum of active temperatures

Percent deviation
Current Year - Long Term Average
Cumulates values over:
From: 27-Feb-2006
Until: 14-Mar-2006

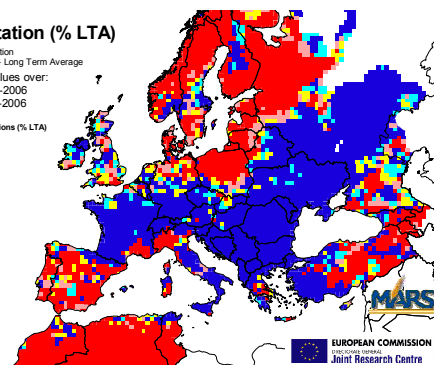
Sum of active temperatures (% LTA)
-25
-10
-10 - 10
10 - 25
>25



Precipitation (% LTA)

Percent deviation
Current Year - Long Term Average
Cumulates values over:
From: 27-Feb-2006
Until: 14-Mar-2006

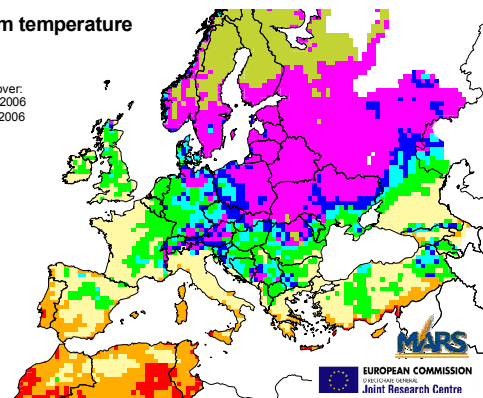
Sum of precipitations (% LTA)
-25
-10
-10 - 10
10 - 25
>25



Minimum temperature

Absolute values
Current Year
Lowest value over:
From: 27-Feb-2006
Until: 14-Mar-2006

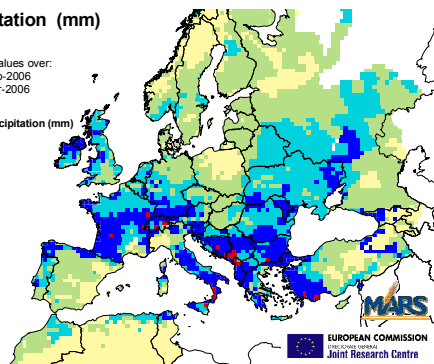
T min (°C)
-25 - -20
-20 - -15
-15 - -10
-10 - -5
-5 - 0
0 - 5
5 - 15



Precipitation (mm)

Absolute values
Current Year
Cumulated values over:
From: 27-Feb-2006
Until: 14-Mar-2006

Cumulated Precipitation (mm)
0 - 5
5 - 25
25 - 50
50 - 150
150 - 250



NEXT DAYS' SITUATION

(ECMWF 10-day weather forecasts – March 15 – 24)

Still winter temperatures: likely frost events in central and northern latitude. Beneficial rain in Iberian Peninsula. Possible snowfall in Central and Eastern EU, as well as in Eastern Countries.

In the next days the temperatures will remain more close to the winter levels and therefore below the seasonal values. The minimum daily values will slowly increase up to the 19th, but will remain below 0° C in the majority of the continent, except in the Mediterranean countries, FR, ES, PT, UK and IE.

Afterwards, again temperatures reduction is forecasted, interesting mainly the northern latitudes (but also UK, IE, northern ES) and some potential frost risk will be likely present locally in Germany, Poland and Czech republic.

At the same time, on the contrary a significative increase of temperatures is forecasted in the southern shore of the Mediterranean basin and will involve marginally also GR and Turkey.

Today and tomorrow the rain will be present only in IT and Balkans, but from the 17th an Atlantic rainy front will interest the Iberian Peninsula bringing abundant as well as beneficial rain in PT and ES. In the following days, with its eastwards movement this rainy front will bring rain again in IT and Balkans (where also intense showers will be possible). The 24th a new Atlantic rainy wave will pass over PT and ES.

Due to the new cold air, snow falls are forecasted at the highest latitude and in the Alpine regions, but also marginally in north-east France, Benelux, DE, AT, CZ, SK, PL, adriatic areas and Balkans.

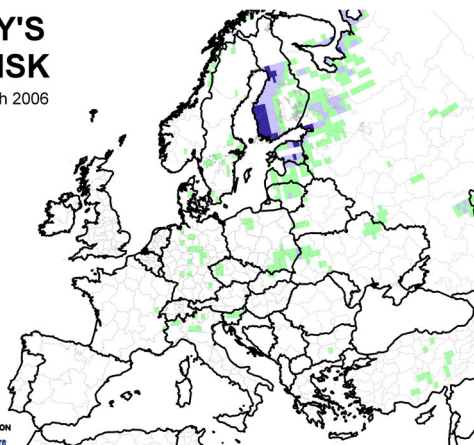
NEXT DAY'S FROST RISK

Period 16 - 25 March 2006

Nr. of days with
temp_min < -5°C and
snow depth < 1 cm

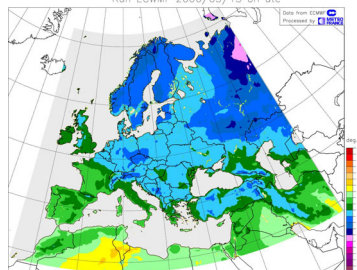
0
1 - 2
2 - 5
5 - 8
8 - 10

Based on weather forecast
data from ECMWF



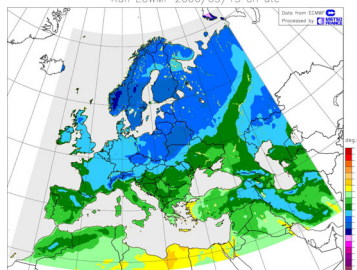
MARS
ipsc
EUROPEAN COMMISSION
Joint Research Centre

Min 2m Temperature 2006/03/19



The geographical borders are purely a graphical representation and are only intended to be indicative. These borders do not necessarily reflect the EC position.

Min 2m Temperature 2006/03/22

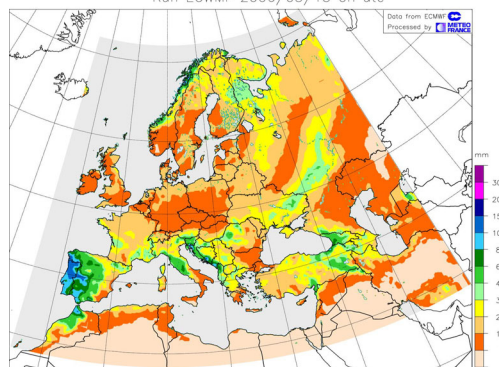


The geographical borders are purely a graphical representation and are only intended to be indicative. These borders do not necessarily reflect the EC position.

EUROPEAN COMMISSION
JOINT RESEARCH CENTRE

Cumulated Rainfall next 10 days
Run ECMWF 2006/03/15 0h utc

MARS

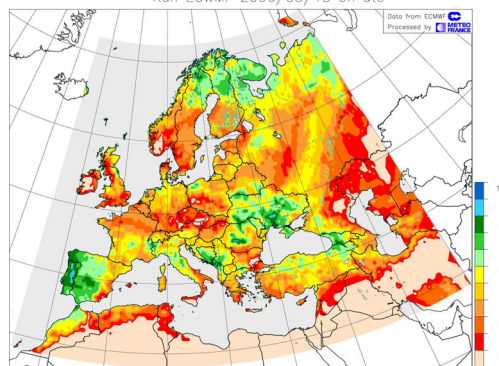


The geographical borders are purely a graphical representation and are only intended to be indicative. These borders do not necessarily reflect the EC position.

EUROPEAN COMMISSION
JOINT RESEARCH CENTRE

Number of rainy days next 10 days
Run ECMWF 2006/03/15 0h utc

MARS



The geographical borders are purely a graphical representation and are only intended to be indicative. These borders do not necessarily reflect the EC position.

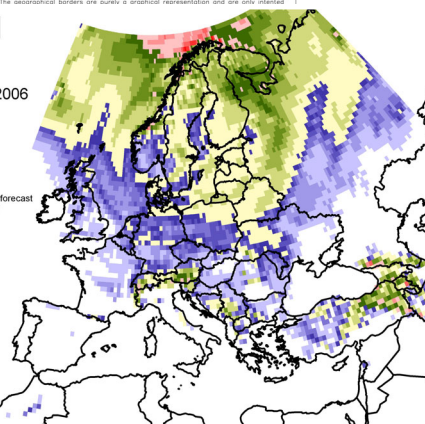
Cumulated snow fall

Period 16 - 25 March 2006

Snow fall (mm)

0 - 1
1 - 2
2 - 3
3 - 4
4 - 5
5 - 10
10 - 15
15 - 20
20 - 25
25 - 30
30 - 35
35 - 40
40 - 45
45 - 50
50 - 100
0

Based on weather forecast
data from ECMWF



MARS
ipsc
EUROPEAN COMMISSION
Joint Research Centre

EUROPEAN COMMISSION
JOINT RESEARCH CENTRE

Proba Cold Anomalies 2006/03/21
Run ECMWF 2006/03/15 0h utc

MARS

